

# Veg B Big

To make their vegetables grow to almost supernatural sizes, the residents of West Wallaby use a special potion called Veg B Big. The bottle comes with special instructions on how to grow giant vegetables. Unfortunately Wallace thought the instructions were rubbish and tore them up. Gromit wants to use Veg B Big to help his marrow grow so he has to work out how to use the mixture by re-arranging the instructions. Can you help him?

**Activity** - Cut out the instructions below and re-arrange into the correct order.

Plant vegetable seeds in a pot containing compost

Enter your giant vegetable into a Giant Vegetable Growing Competition!

Collect some seeds, a pot and some compost

Once the seeds have sprouted into seedlings place in a warm place but avoid direct sunlight

Add water to newly planted seeds

As the seedling grows into a small plant make sure you water it with Veg B Big everyday

Mix 1 teaspoon of Veg B Big into 1 litre of water and pour a little onto the seedling

How to use Veg B Big:

**Extension** - What do you think the ingredients of the Veg B Big potion might be? Use the internet to research the kinds of nutrients and minerals which are added to gardening products to help plants grow.






# Interesting Inventions

Wallace is an intuitive inventor which means that he has an idea and starts to build without much planning! Gromit on the other hand is a thoughtful inventor. He likes to plan how the invention will look and how it will work before he begins to build. He draws sketches and plans of inventions like the blueprint below.




**Activity** - It is your job to design an invention that makes your life easier. It might do your homework, clean your dad's car or tidy your room. Think about how the machine will look and what it will be made of.

Create a blueprint of your machine showing images from all sides.  
Label each part, what it does and what it is made of.  
Write an explanation of how your machine works  
and what it is supposed to do.



## Extension

Build a small-scale model of your machine that can be animated using stop-motion animation.





With the Were-rabbit causing havoc in Wallace and Gromit's neighbourhood the inventing duo's new company are struggling to bring in new customers. Gromit has decided that Anti-Pesto pest control needs an image boost and starts to design a new promotional poster.

**Activity** - Help Wallace and Gromit to win new customers by creating an eye-catching poster. Don't forget to include the company's logo, name and contact details along with an explanation that Anti-Pesto dispose of animals in a humane way.



**Extension** - Wallace and Gromit are thinking of changing their image. Design a new uniform for the pest-controlling pair.







# Cracking Contraptions

Over the years Wallace and Gromit have created a vast range of inventions to do all sorts of jobs. Unfortunately only a few inventions have actually done the job that they were supposed to!

**Activity** - Wallace is trying to match labels and descriptions to some of his inventions. Although the descriptions that Gromit wrote for him give clues to which machine is which, Wallace is still having problems remembering which invention does what! Can you help?  
Read the descriptions carefully and look at the images. Draw a line between each matching pair. Be careful as Gromit still has one description left to write!



**Snowmanotron:** The 'Snowmanotron' can sculpt a snowman at the touch of a few buttons.

**Autochef:** The machine is a combined cook and waiter on wheels and is capable of cooking eggs which are served in all directions except for the breakfast table!

**Bully-Proof vest:** The 'Bully-Proof vest' is Wallace's invention to deter burglars who might think of breaking into 62 West Wallaby Street.

**Turbo Diner:** The 'Turbo Diner' is designed to clear the table fast and efficiently after meal times. Unfortunately the invention uses a lot of electricity and causes their meter to run out of money.

**525 Crackervac:** The '525 Crackervac' is Wallace's invention for sweeping up so Gromit doesn't have to take ages with a regular vacuum. The machine acquires a taste for crackers!

**Cardomatic:** The 'Cardomatic' is designed to make tasteful Christmas cards of Gromit dressed as a large, plump robin in front of a wintry backdrop.


**Extension** - Can you write the last description for Gromit? Look at the leftover invention carefully and think about what it was built to do. As the invention probably won't work, be sure to write about how it malfunctions!

# Who is the Were-rabbit?

Most of the residents of West Wallaby Street have yet to see the dreadful Were-rabbit except for Reverend Hedges. The Reverend saw the Were-rabbit up close when it attacked the church's harvest festival display. Once the beast had had its fill, the Were-rabbit left the church by smashing through a large stained-glass window! At a residents meeting in the church the Reverend describes the Were-rabbit as terrifying with teeth as big as axe blades and ears the size of tombstones!

## Activity - What do you think the Were-rabbit looks like?

Draw your idea of the Were-rabbit's appearance in the space below.



## Extension - Think about the Were-rabbit's features e.g. its nose, paws, fur etc. and write your own similes to describe them.

---

---

---

---

---

---

---

---

---

---



Lady Tottington is a wealthy, stylish lady who adores vegetables. She grows her giant vegetables in a greenhouse on the roof of Tottington Hall, so little vegetable-eating rabbits can't reach them. Lady Tottington loves vegetables and plants so much that even her clothes have been inspired by them!

**Activity** - Your task is to design a new dress for Lady Tottington with a vegetable theme. Think about the types of vegetables you could use for your design, taking into account their colour, texture, size etc. Draw your design onto Lady Tottington's dress on the image below.





## Curriculum links for interactive tasks

Interactive Activity	Key Learning Area	Outcomes
Who are Wallace and Gromit?	Literacy ICT	Students to research the characters of Wallace and Gromit and write captions for images
Wallace's Guide to Acting	Literacy Art and Design Design and Technology ICT	Students to match mouth shapes to the phonic sounds of a word to animate a stop-motion character
Gromit's Guide to Acting	Literacy ICT	Students to predict a character's reaction to an event
Stop-Motion Storyboard	Literacy Art and Design ICT	Students to create a storyboard of a scene in the film
Sound Design Studio	Art and Design Music Design and Technology ICT	Students to add background music and sound effects to scenes from the film
Scene Editing	Literacy ICT	Students to edit shots from the film to create a scene
Front Page News	Literacy ICT	Students to create a front page newspaper design and article from an event in the film

## Curriculum Links for worksheets

Worksheets	Key Learning Area	Outcomes
Veg B Big	Literacy	Students to put instructions in order
Interesting Inventions	Art and Design Design and Technology	Students to design an invention then build a scale model
Anti-Pesto Advertising	Literacy Art and Design Design and Technology	Students to create a promotional poster
Cracking Contraptions	Literacy	Students to match descriptions of inventions to their images
Who is the Were-rabbit?	Literacy Art and Design	Students to design a Were-rabbit and write descriptions of its features
Tottington Designs	Art and Design	Students to design a costume for a character







# Aardman Animations

## The Creation of Wallace and Gromit

Wallace and Gromit are the creations of Nick Park of Aardman. The original characters that Nick designed looked slightly different to the final characters. Wallace was much fatter, with a flat cap and moustache. Gromit was a larger dog with a voice. It was decided that Gromit could be just as expressive through his, eyes, ears and brow so his voice was taken away.

Once the characters had been sketched Nick thought about the kind of adventure the duo could embark on. He decided that they should build a rocket to take them to the Moon because the pair believed the Moon is made of cheese. A script was written by Nick and his friend Steve Rushton and was part of Nick's project at film school.

After film school Nick joined Aardman where he was able to finish his project. The Moon journey became a short film called A Grand Day Out. The rocket building sequence took about a year and a half to shoot while the entire film took between six and seven years to complete. A Grand Day Out was originally going to be even longer, with a scene where Wallace and Gromit find a fast-food restaurant on the Moon.

While filming the scene where Gromit is welding the space rocket together the animators used a sparkler for the special effects. Unfortunately the sparkler caused the set to catch fire and melted Gromit's nose.



©Film Education 2005, TM and ©2005 Aardman Animations Ltd, ©2005 DreamWorks Animation and DreamWorks, LLC. All Rights Reserved.



# Aardman Animations

## Wallace and Gromit Adventures

After filming *A Grand Day Out* the Aardman team began work on Wallace and Gromit's second adventure, *The Wrong Trousers*. Many of the ideas in the film came from Nick Park's sketchbook, for example, the train chase sequence.

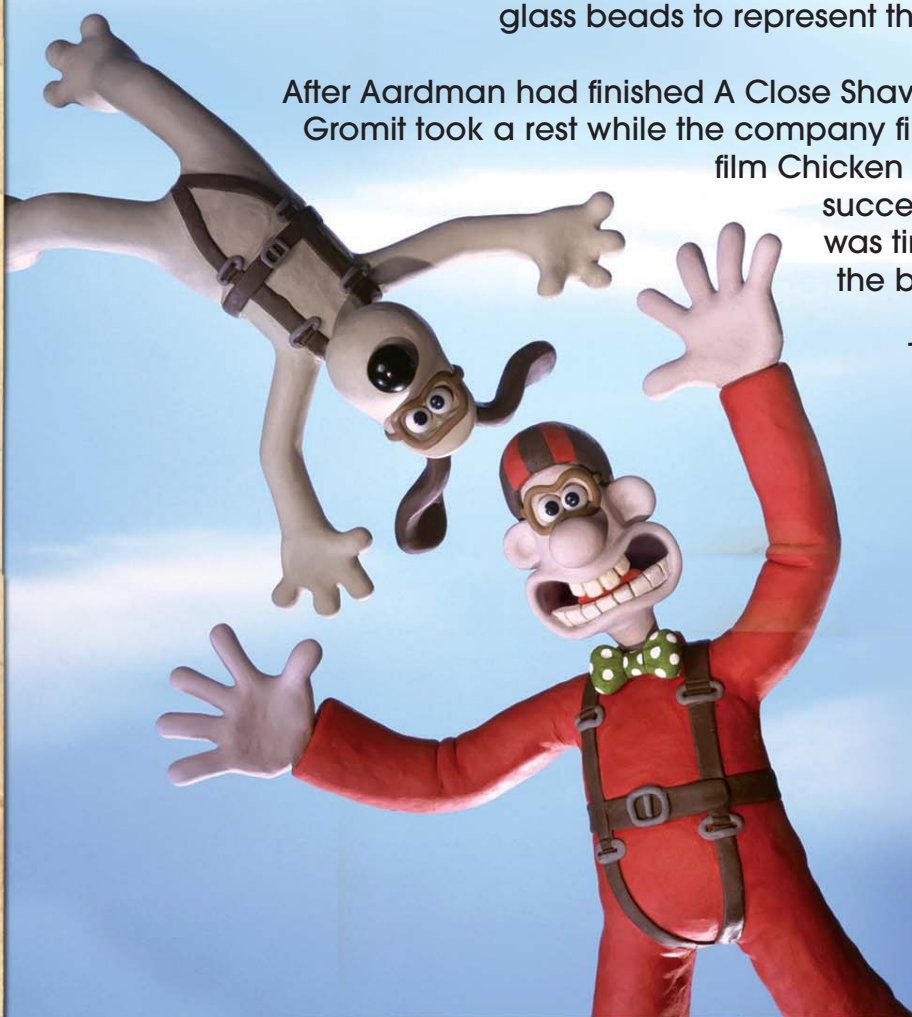
The original script for *The Wrong Trousers* was about 70-80 pages long and had to be cut down to 40 pages. One of the scenes that was cut explained where the robotic trousers actually came from. The film was going to start with an astronaut walking on a different planet wearing the trousers. The astronaut was going to lose the trousers and watch them as they fell to the Earth.

*A Close Shave* was Wallace and Gromit's next short film. Instead of another film about their inventions, the emphasis of *A Close Shave* was Wallace and Gromit's emotional relationship and how their relationship can be tested by new characters.

The film involved a love story between Wallace and Wendolene, the owner of a wool shop. Wendolene became only the second speaking character in the Wallace and Gromit series of short films.

As Wallace and Gromit were window cleaners in *A Close Shave* the prop and set designers had to overcome the difficulty of creating foam and water for washing windows. The foam was created using a mixture of white hair wax and small glass beads to represent the bubbles.

After Aardman had finished *A Close Shave*, the characters Wallace and Gromit took a rest while the company filmed their first full-length feature film *Chicken Run*. This was a great box-office success and Aardman decided that it was time for Wallace and Gromit to hit the big screen. Production started on Wallace and Gromit: *The Curse of the Were-rabbit*.



©Film Education 2005, TM and ©2005 Aardman Animations Ltd, ©2005 DreamWorks Animation and DreamWorks, LLC. All Rights Reserved.